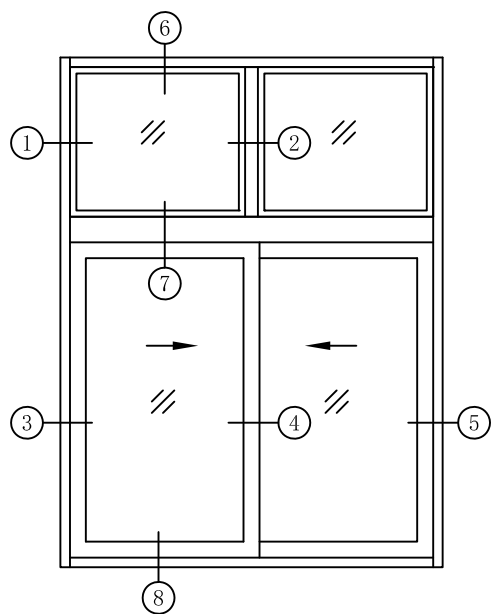
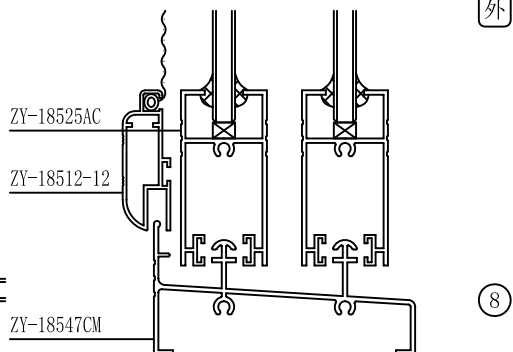
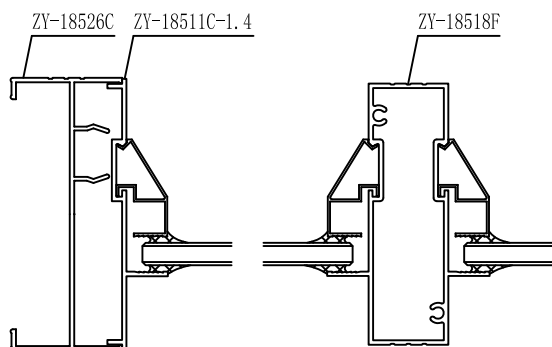
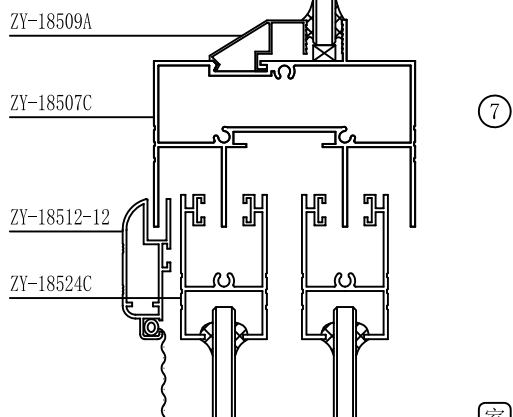
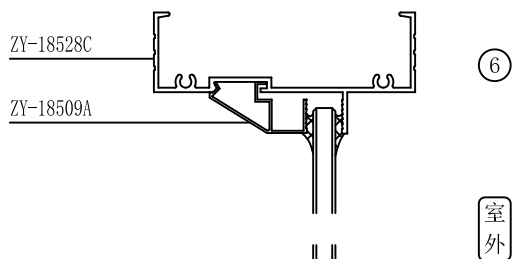


ZY-185系列推拉窗结构图

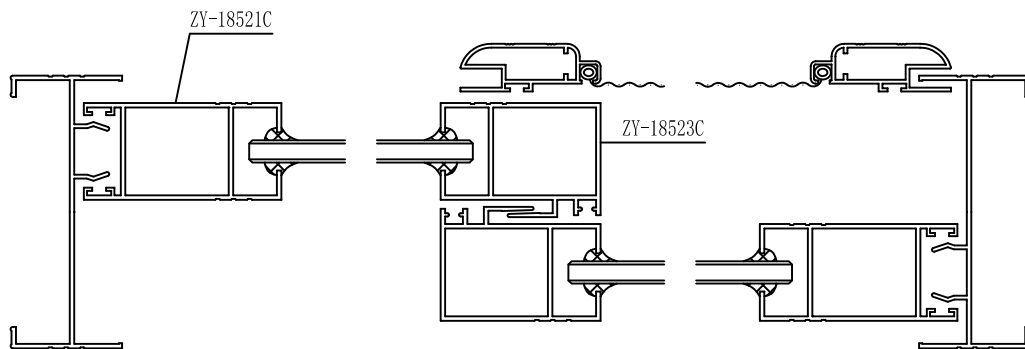


标准窗: 1.5mX1.5m, 耗材约6.5kg/m²。



① 室外

②



③

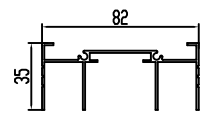
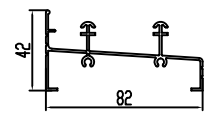
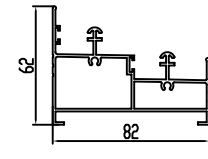
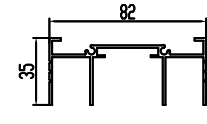
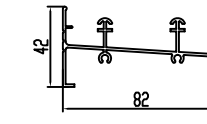
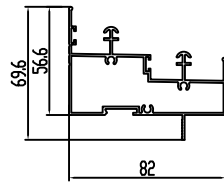
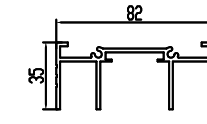
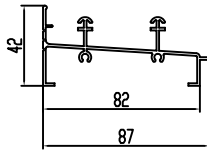
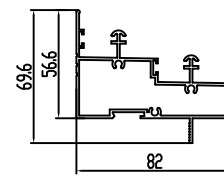
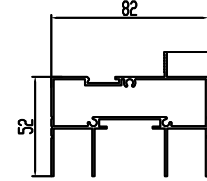
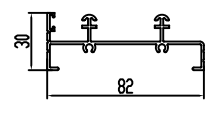
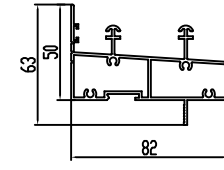
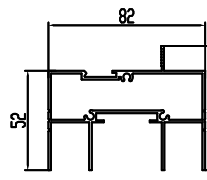
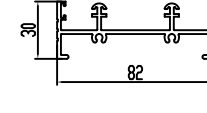
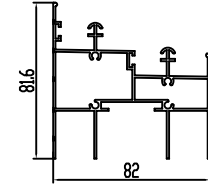
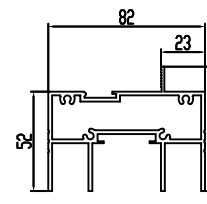
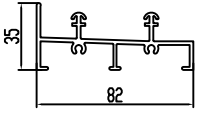
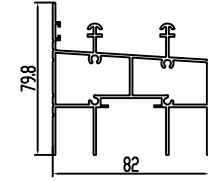
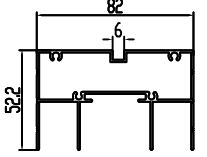
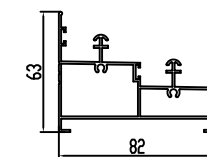
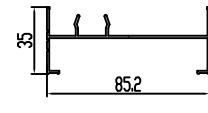
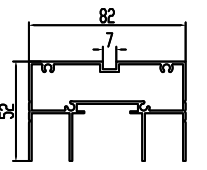
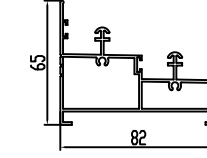
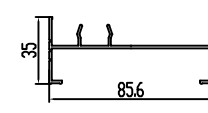
室外

④

室外

⑤

ZY-185系列推拉门窗型材目录

型材编号	图 例	型材编号	图 例	型材编号	图 例
名称		名称		名称	
壁厚T(mm)		壁厚T(mm)		壁厚T(mm)	
重量(kg/m)		重量(kg/m)		重量(kg/m)	
ZY-18507AB 上滑 T=1.2 0.761 kg/m		ZY-18547B 下滑 T=1.2 0.780 kg/m		ZY-18508CF 下滑 T=1.4 1.406 kg/m	
ZY-18507AC 上滑 T=1.4 0.874 kg/m		ZY-18547CM 下滑 T=1.4 0.877 kg/m		ZY-18515B 固下滑 T=1.2 1.217 kg/m	
ZY-18507AD 上滑 T=2.0 1.233 kg/m		ZY-18547C 下滑 T=1.4 0.896 kg/m		ZY-18515C 固下滑 T=1.4 1.404 kg/m	
ZY-18507B 固上滑 T=1.2 1.204 kg/m		ZY-18508G-14 下滑 T=1.4 0.791 kg/m		ZY-18508F-1.4 固下滑 T=1.4 1.404 kg/m	
ZY-18507C 固上滑 T=1.4 1.387 kg/m		ZY-18508G-2.0 下滑 T=2.0 1.115 kg/m		ZY-18564 上下滑 T=1.2 1.569 kg/m	
ZY-18507D 固上滑 T=2.0 2.005 kg/m		ZY-18592A-2 下滑 T=2.0 1.168 kg/m		ZY-185244 上下滑 T=1.4 1.756 kg/m	
ZY-185151-12 固上滑 T=1.2 1.223 kg/m		ZY-18508H-1.2 下滑 T=1.2 1.193 kg/m		ZY-18506BF 边封 T=1.2 0.596 kg/m	
ZY-18530 固上滑 T=1.4 1.363 kg/m		ZY-18508H-1.4 下滑 T=1.4 1.369 kg/m		ZY-18526C 边封 T=1.4 0.683 kg/m	

ZY-185系列推拉门窗型材目录

型材编号	图 例	型材编号	图 例	型材编号	图 例
名称		名称		名称	
壁厚T(mm)		壁厚T(mm)		壁厚T(mm)	
重量(kg/m)		重量(kg/m)		重量(kg/m)	
ZY-18526AD 边封 T=2.0 0.990 kg/m		ZY-18518B 中柱 T=1.2 0.885 kg/m		ZY-18570A-12 反插板 T=1.2 0.373 kg/m	 <small>注：不能用于2.0MM后厚度上下滑</small>
ZY-18502CC-1.2 双边封 T=1.2 1.012 kg/m		ZY-18518F 中柱 T=1.4 1.014 kg/m		ZY-18598AP-0.8 压线 T=0.8 0.161 kg/m	 <small>槽口：9MM</small>
ZY-18502CC-1.4 双边封 T=1.4 1.169 kg/m		ZY-18518D 中柱 T=2.0 1.406 kg/m		ZY-18509A 压线 T=0.7 0.142 kg/m	 <small>槽口：11MM</small>
ZY-18510B 边固 T=1.2 0.604 kg/m		ZY-18532 中柱 T=1.2 0.831 kg/m		ZY-18509CP 压线 T=0.8 0.161 kg/m	 <small>槽口：13MM</small>
ZY-18528C 边固 T=1.4 0.661 kg/m		ZY-18532-14 中柱 T=1.4 0.948 kg/m		ZY-18509 压线 T=0.7 0.097 kg/m	 <small>槽口：22MM</small>
ZY-18510C 边固 T=1.4 0.699 kg/m		ZY-18511B-1.2 边封插板 T=1.2 0.383 kg/m		ZY-18598BP-0.8 压线 T=0.8 0.117 kg/m	 <small>槽口：24MM</small>
ZY-18510D 边固 T=2.0 0.965 kg/m		ZY-18511C-1.4 边封插板 T=1.4 0.469 kg/m		ZY-185242P 压线 T=1.0 0.117 kg/m	 <small>槽口：27MM</small>
ZY-18531 边固 T=1.4 0.737 kg/m		ZY-18533 边封插板 T=1.0 0.332 kg/m		ZY-185235 压线 T=0.9 0.103 kg/m	 <small>槽口：28MM</small>

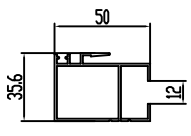
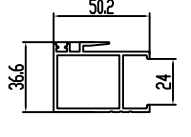
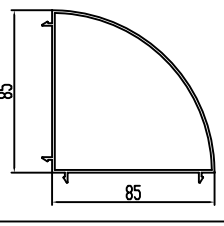
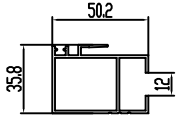
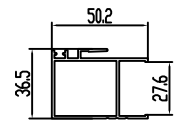
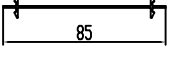
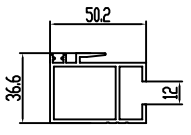
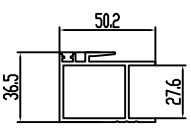
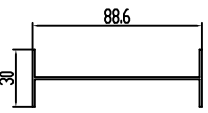
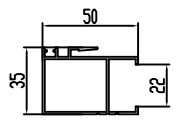
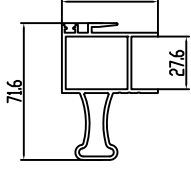
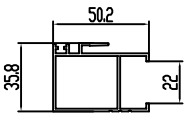
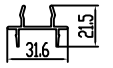
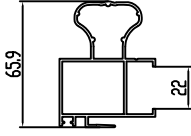
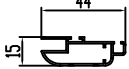
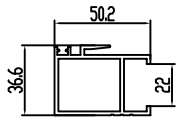
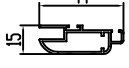
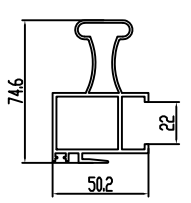
ZY-185系列推拉门窗型材目录

型材编号	图 例	型材编号	图 例	型材编号	图 例
名称		名称		名称	
壁厚T(mm)		壁厚T(mm)		壁厚T(mm)	
重量(kg/m)		重量(kg/m)		重量(kg/m)	
ZY-18598-8 双玻压线 T=0.8 0.111 kg/m		ZY-185222 双玻上方 T=1.2 0.565 kg/m		ZY-18545AB 下方 T=1.2 0.642 kg/m	
ZY-18544B 上方 T=1.2 0.577 kg/m		ZY-18504C 双玻上方 T=1.4 0.614 kg/m		ZY-18525CD-1.4 下方 T=1.4 0.726 kg/m	
ZY-18524CD-1.4 上方 T=1.4 0.653 kg/m		ZY-185221 双玻上方 T=1.4 0.631 kg/m		ZY-18525AB 下方 T=1.2 0.621 kg/m	
ZY-18524D-1.9 上方 T=1.9 0.813 kg/m		ZY-18504D 双玻上方 T=2.0 0.764 kg/m		ZY-18525AC 下方 T=1.4 0.699 kg/m	
ZY-18524B 上方 T=1.2 0.526 kg/m		ZY-18584A-1.9 上方 T=1.9 0.767 kg/m		ZY-18525AD 下方 T=2.0 0.962 kg/m	
ZY-18524C 上方 T=1.4 0.629 kg/m		ZY-18584-14 上方 T=1.33 0.583 kg/m		ZY-18525B 高下方 T=1.2 0.785 kg/m	
ZY-18524D 上方 T=2.0 0.851 kg/m		ZY-18584-1.9 上方 T=1.9 0.753 kg/m		ZY-18525C 高下方 T=1.4 0.888 kg/m	
ZY-18504B 双玻上方 T=1.2 0.526 kg/m		ZY-18584B-20 上方 T=2.0 0.832 kg/m		ZY-18505AB 双玻下方 T=1.2 0.588 kg/m	

ZY-185系列推拉门窗型材目录

型材编号	图 例	型材编号	图 例	型材编号	图 例
名称		名称		名称	
壁厚T(mm)		壁厚T(mm)		壁厚T(mm)	
重量(kg/m)		重量(kg/m)		重量(kg/m)	
ZY-18505AC 双玻下方 T=1.4 0.667 kg/m		ZY-18542B 光企 T=1.2 0.677 kg/m		ZY-18501D 双玻光企 T=2.0 1.034 kg/m	
ZY-18505AD 双玻下方 T=2.0 0.866 kg/m		ZY-18521CD-1.4 光企 T=1.4 0.818 kg/m		ZY-18582A-1.9 双玻光企 T=1.9 0.978 kg/m	
ZY-18505B 双玻高下方 T=1.2 0.753 kg/m		ZY-185225-20 双玻光企 T=2.0 1.168 kg/m		ZY-18582-14 光企 T=1.33 0.700 kg/m	
ZY-18505C 双玻高下方 T=1.4 0.856 kg/m		ZY-18521B 光企 T=1.2 0.656 kg/m		ZY-18582-20 光企 T=2.0 1.054 kg/m	
ZY-18585A-1.9 下方 T=1.9 0.867 kg/m		ZY-18521C 光企 T=1.4 0.769 kg/m		ZY-185243 光企 T=2.0 1.496 kg/m	
ZY-18585-14 下方 T=1.33 0.653 kg/m		ZY-18521D 光企 T=2.0 1.138 kg/m		ZY-18543B 勾企 T=1.2 0.669 kg/m	
ZY-18585-20 下方 T=2.0 0.935 kg/m		ZY-18501B 双玻光企 T=1.2 0.623 kg/m		ZY-18523CD-1.4 勾企 T=1.4 0.788 kg/m	
ZY-18585A-14 高下方 T=1.33 0.832 kg/m		ZY-18501C 双玻光企 T=1.4 0.734 kg/m		ZY-185224-20 单玻加强勾企 T=2.0 1.488 kg/m	

ZY-185系列推拉门窗型材目录

型材编号	图 例	型材编号	图 例	型材编号	图 例
名称		名称		名称	
壁厚T(mm)		壁厚T(mm)		壁厚T(mm)	
重量(kg/m)		重量(kg/m)		重量(kg/m)	
ZY-18523B 勾企 T=1.2 0.656 kg/m		ZY-18583A-1.9 勾企 T=1.9 0.935 kg/m		ZY-18516D 90° 转角 T=1.4 1.206 kg/m	
ZY-18523C 勾企 T=1.4 0.750 kg/m		ZY-18583D-14 勾企 T=1.4 0.748 kg/m		ZY-18567-1.0 拼条 T=1.0 0.294 kg/m	
ZY-18523D 勾企 T=2.0 1.095 kg/m		ZY-18583-20 勾企 T=2.0 1.005 kg/m		ZY-18560 工字 T=1.2 0.472 kg/m	
ZY-18503B 双玻勾企 T=1.2 0.633 kg/m		ZY-185199 加强双玻勾企 T=2.0 1.444 kg/m			
ZY-18503C 双玻勾企 T=1.4 0.724 kg/m		ZY-18520B-1.4 收口 T=1.4 0.263 kg/m			
ZY-185237 双玻勾企 T=1.4 1.095 kg/m		ZY-18512-1.0 纱窗料 T=1.0 0.345 kg/m			
ZY-18503D 双玻勾企 T=2.0 0.990 kg/m		ZY-18512-12 纱窗料 T=1.2 0.402 kg/m			
ZY-185223-20 双玻加强勾企 T=2.0 1.417 kg/m		ZY-18517B 135° 转角 T=1.2 0.883 kg/m	